



District Report Card: 2017


State: Rajasthan	District: Udaipur
Class: 8	Subject: Language
Schools: 51	Students: 1319


Participation/Coverage


Students

GENDER 	Boys		Girls	
	Number	%	Number	%
	541	41.02	778	58.98

AREA 	Rural		Urban	
	Number	%	Number	%
	1254	95.07	65	4.93

CATEGORY 	SC		ST		OBC		GEN	
	Number	%	Number	%	Number	%	Number	%
	73	5.53	857	64.97	255	19.33	134	10.16

CWSN 	LD	VI	HI	S&LD	ID	Oth
	3	2	1	4	4	30

Management 	Government		Government-aided	
	Number	%	Number	%
	1319	100.00	0	0.00

Average Performance of Students in Language (%)

Overall	Gender		Area		Management		Social Group			
	Male	Female	Rural	Urban	Govt.	Aided	SC	ST	OBC	GEN
63.72	61.91	64.98	63.45	68.92	63.72	0.00	67.31	63.21	66.01	60.65

Performance on Learning Outcomes (LOs)

Learning Outcomes	Description	Average Performance(%)
L813	Read textual/non-textual materials with comprehension and identifies the details, characters, main idea and sequence of ideas and events while reading	63.72

Range of Performance of Students who Answered Correctly							
Below 30%		30% - 50%		50% - 75%		Above 75%	
Number	%	Number	%	Number	%	Number	%
121	9.17	233	17.66	531	40.26	434	32.90

Lowest Performing Learning Outcomes (LOs)

1 - Read textual/non-textual materials with comprehension and identifies the details, characters, main idea and sequence of ideas and events while reading (63.72)